



Jesus in His Sacramental Clothes Instructions for Lesson

Copyright: All plans, activities, information, etc. are free; however, they are only to be used for an individual parish, classroom, and personal use. They may not be published on any websites or other electronic media, or distributed in newsletters, bulletins, or any other form or sold for profit. Reproduction or retransmission of any materials, in whole or in part, in any manner, is not permitted. Plans are located on www.guidedchildrensadoration.com.

The *Jesus in His Sacramental Clothes* lesson is based on St. Peter Julian Eymard's quote: "*Our Lord did not want to remain on earth only through His grace, His truth or His words; He remains in person. We possess the same Lord Jesus Christ Who lived in Judea, although under a different form of life. He has put on a sacramental garment, but He does not cease being Jesus, the Son of God and the Son of Mary.*"

Prepare:

- Print in color ahead of your lesson:
 - Photos 1 – 8
 - The **visual aid** of the quote
- Print ahead of your lesson:
 - Color Sheet

Part 1:

1. Engage the children in a discussion by asking the following questions.
 - What is a garment? (an item of clothing)
 - Do you have a favorite garment/an item of clothing? (listen to the children's answers)
 - Do we wear different garments depending on the occasion or activity we are doing? (yes)
 - What garments do you wear when you play outside? Have your First Communion? Go to school? Play sports? Go to church?
 - Are there any garments/clothes that might get worn several days in a row? (coat)

2. Be sure to make the following points:

- The words “garments” and “clothes” both mean the same thing.
- We wear a variety of garments.
- And sometimes we wear the same garments several days in a row such as a coat.

Part 2:

1. Show the children **Photo 1**. Tell the children, “This is Mrs. Kirking.”

Questions to Ask:

- What garments is Mrs. Kirking wearing in this picture? (long magenta sweater, gray dress & boots)

2. Show the children **Photo 2**. (Noting the different hair style is fine but should not be the main focus.)

Questions to Ask:

- Who is this a picture of? Still? The same Mrs. Kirking, right?
- What garments are she wearing in this picture? (pink shirt, gray coat with flowers, black pants, boots)
- Are the garments Mrs. Kirking is wearing the same as the last photo you viewed?

3. Show the two **photos** of Mrs. Kirking side by side for comparison.

4. Show **Photo 3**.

Questions to Ask:

- Who is this? (a picture of Mrs. Kirking)
- The same Mrs. Kirking as the other two pictures? (Yes, she is younger)
- What garment is Mrs. Kirking wearing in this picture? (A wedding dress)
- Is this a special garment? (yes)
- When would a wedding dress be worn especially within our Catholic faith? (For a Wedding which is a Sacrament. A wedding dress in the Catholic faith would be a sacramental garment.)

5. Add **Photo 3** to the side-by-side comparison of Mrs. Kirking.

6. Be sure to make the following points:

- Each photo shows Mrs. Kirking.

- Mrs. Kirking is wearing different garments/clothes in each photo, but it is still Mrs. Kirking in each picture.
- The different garments do not change who she is.

Part 3:

1. Discuss with the children:

- There are no photographs of Jesus when He walked on the Earth because cameras had not yet been invented two thousand years ago.
- Yet, we have plenty of paintings and art that show us Jesus.

2. Show the children **Photo 4** of the Sacred Heart of Jesus.

Questions to Ask:

- Who is this a picture of? (Jesus, fully human and fully divine; God, the Son; The third person in the Trinity)
- What garments is Jesus wearing in this picture? (white tunic, red robe trimmed in gold)

3. Show the children **Photo 5** of Jesus on the cross:

Questions to Ask:

- Who is this a picture of? (Jesus, our God)
- The same Jesus that was in the first picture? (Yes!)
- Still Jesus, our God, right? (Of course!)
- What garments is Jesus wearing in this picture? (crown of thorns and white loin cloth; His “Death Garment” which can also be called His “Sacrificial Garment”)
- Are the garments Jesus is wearing the same as the last photo you viewed? (No)

4. Show the two **photos** of Jesus side by side for comparison.

5. Show the children **Photo 6** of Jesus after His Resurrection

Questions to Ask:

- Who is this a picture of? (Jesus, our God)
- The same Jesus that was in the first picture? (Yes!)
- Still Jesus, our God, right? (Of course!)
- What garments is Jesus wearing in this picture? (a white tunic wrapped around His body; Jesus in His Resurrection garments/clothes)
- Are the garments Jesus is wearing the same as the last photo you viewed?

6. Add **Photo 6** to the side-by-side comparison of Jesus, God.

7. Be sure to make the following points:

- Each photo shows Jesus.
- Jesus is wearing different garments/clothes in each photo, but it is still Jesus in each picture.
- The different garments do not change who Jesus is.

8. Show the children **Photo 7** of the bishop ¹ holding up the Eucharist. Point to the Eucharist.

Questions to Ask:

- Who is this a picture of? (Jesus, our God; the Eucharist; The bishop is holding up Jesus after the Consecration at Mass.)
- So, it is still Jesus, our God, right? (Of course!)
- What garment is Jesus wearing in this picture? (Jesus is in His sacramental garment/His bread garment)
- When do you see Jesus in this garment? (Mass, Adoration)

9. Add **Photo 7** to the side-by-side comparison of Jesus, God.

10. Read the following quote by St. Peter Julian Eymard:

- "Our Lord did not want to remain on earth only through His grace, His truth or His words; He remains in person. We possess the same Lord Jesus Christ Who lived in Judea, although under a different form of life. He has put on a sacramental garment, but He does not cease being Jesus, the Son of God and the Son of Mary." ²

11. Reinforce to the children:

- **Jesus is wearing a different garment, a sacramental garment, in this photo, but it is still Jesus!**
- **The different garment does not change Who Jesus is!**

12. Say to the children:

- When we receive a sacrament, we receive invisible graces that help make us holy.
- We could say that Jesus' sacramental garment is made up of graces that He willingly gives to us to help make us holy.
- When you spend time with Him, Jesus sends invisible rays of graces, blessings, love, and mercy, like rays of sunshine, that touch your soul.
- Jesus, in His sacramental garment, waits for you at Mass!

13. Show the children **Photo 8** of the Eucharist in the Monstrance. Point to the Eucharist.

¹ Bishop Joe Vasquez Diocese of Austin, TX

² St. Peter Julian Eymard

Questions to Ask: (Hopefully the children will make the connection quickly after discussing **Photo 7**.)

- Who is this a picture of? (Jesus.)
- What garments is Jesus wearing in this picture? (Jesus is in His **sacramental** garment just like in Photo 7. It is the same sacramental garment as when we see Jesus as the Eucharist at Mass.)
- What is holding Jesus in this picture? (a vessel/container called a monstrance, one of Jesus' kingly thrones)
- When might you see Jesus in His sacramental garments in a monstrance? (During Eucharistic Adoration, either during a Holy Hour or in a Perpetual Adoration Chapel.)

14. Add **Photo 8** to the side-by-side comparison of Jesus, God.

15. Discuss with the children:

- Many days we wear a coat to **protect** us from the cold or rain.
- A coat is a garment that may be worn several days in a row.
- Jesus wears this sacramental garment everyday as a way to be near to us, to strengthen us, and to **protect** us.
- He wears this garment for years to help us!

Reinforce with the children:

- Jesus is in His sacramental garment, in **Photos 7** and **Photo 8**, but He is still Jesus!
- The different garments Jesus wears do not change Who Jesus is! He is our God!
- Jesus wears His “resurrection garment” in Heaven and His “sacramental garment” here on earth.
- Jesus, in His sacramental garment, waits for you to come visit and spend time with Him in Adoration!
- The more time you spend with Jesus, the more graces, blessings, love, and mercy He shines on your soul.
- These graces help make you holy

16. Discuss with the children:

- The reverence we should have both at Mass and when we visit Jesus in Adoration.
- This includes: genuflecting before entering your pew while looking at the tabernacle at Mass/before exposition or a double knee directly at Jesus in the Monstrance if Adoration is occurring.
- Genuflecting greets Jesus and shows with our body that we honor God.

17. If desired, show, read, and post the **visual aid** of the quote

18. Extra Quotes to use:

- *“Each time you approach the Blessed Sacrament remember that Jesus has been waiting for you for twenty centuries for this personal visit from you.” St. Josemaria Escriva*
- *“He loves, He hopes, He waits. If He came down on our altars on certain days only, some sinner, on being moved to repentance, might have to look for Him, and not finding Him, might have to wait. Our Lord prefers to wait Himself for the sinner for years rather than keep him waiting one instant.” St. Peter Julian Eymard*

Part 4:

1. Distribute to the children:

- The attached color sheet for coloring



Mrs. Kirking



Mrs. Kirking




Mrs. Kirking




Jesus



Jesus




Jesus



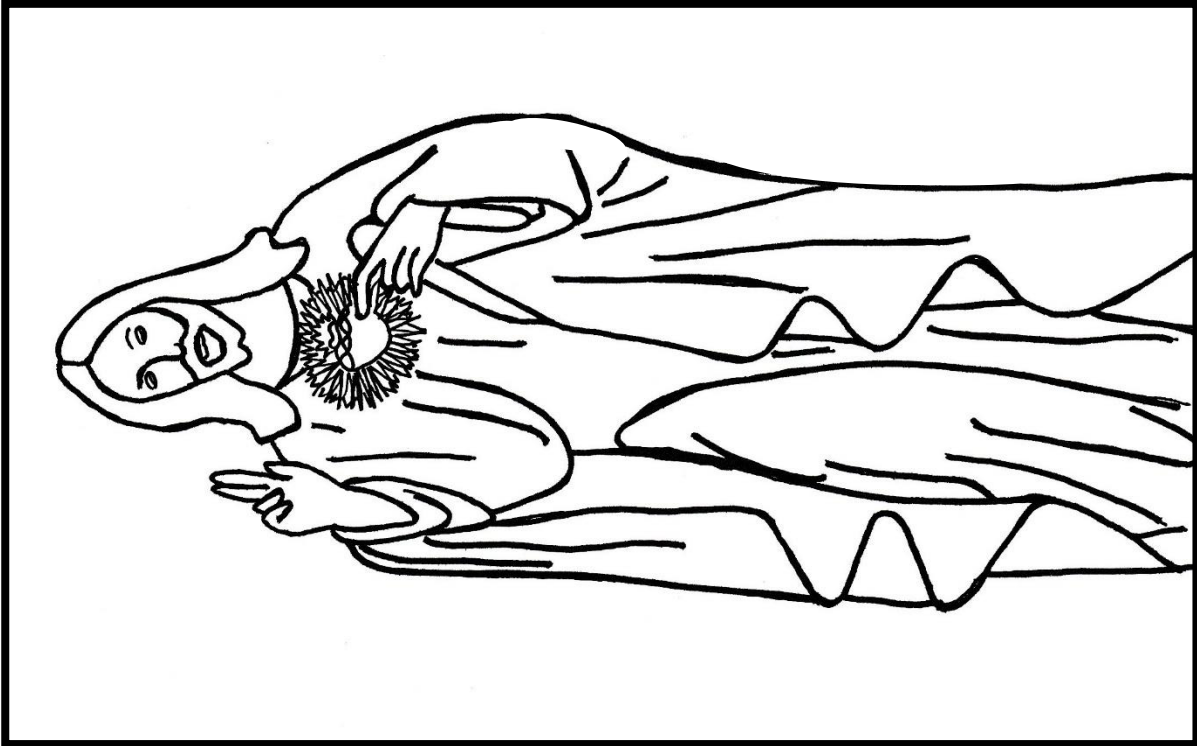
Jesus



Jesus



Jesus in His Sacramental
Garment



Jesus in Earthly Garment



"Our Lord did not want to remain on earth only through His grace, His truth or His words;

HE REMAINS IN PERSON.

We possess the same Lord Jesus Christ Who lived in Judea, although under a different form of life. He has put on a **sacramental garment**, but He does not cease being Jesus, the Son of God and the Son of Mary."

St. Peter Julian Eymard