



Sacred Heart Activity

Copyright: All plans, activities, information, etc. are free; however they are only to be used for an individual parish, classroom, and personal use. They may not be published on any websites or other electronic media, or distributed in newsletters, bulletins, or any other form or sold for profit. Reproduction or retransmission of any materials, in whole or in part, in any manner, is not permitted. Plans are located on www.guidedchildrensadoration.com.

In St Margaret Mary's vision, Jesus asked to be honored in the symbol of His Heart of flesh. The Sacred Heart of Jesus represents not just His physical heart, His beating heart, but **also** Jesus' enormous love, mercy, and compassion for all mankind - for all people.


During Adoration, we were so still and put our hand over our heart. Close your eyes, be very still and again put your hand over your heart. Feel each of your heart beats. (Let the children feel their heart beat for a minute.) Now with each heart beat your hand feels, imagine Jesus' heart, full of love, beating with yours. Each time you feel your heart beat, think, "Jesus loves me!" (Let the children experience Jesus' love for a minute.) It is true! This is how much Jesus loves you - with every beat of your heart! Always and forever!

Repeat after me: "Sacred Heart of Jesus, / I believe in Your love for me."


Using the steps on the following page, guide the children in drawing a picture of The Sacred Heart of Jesus. Under their drawing, have the children write: "Sacred Heart of Jesus, I believe in Your love for me." They can color their completed drawing. The children can place their drawings in their homes to remember how much Jesus loves them.

Drawing the Sacred Heart of Jesus


1.




2.




3.



4.



5.



6.

